
















## 2018 IWWF World Barefoot Water Ski Championships

### 12-18 August 2018

































#### Open Ladies Slalom Results

Homologation: World record

	Name	Country	Categ.	Prelims	Semi-final	Final	Overall
1	STEBBEINGS Ashleigh	AUS 	Ope F	17.00	16.70	16.80	1000.00
2	GROEN Georgia	NZL 	Ope F	15.50	14.70	15.40	911.76
3	FITCH Brooke	NZL 	Ope F	14.80	15.20	15.00	894.12
4	YOUNGBLOOD Alex	*USA 	Ope F	12.90	13.60	14.00	823.53
5	MCCAULEY Lexi	USA 	Ope F	13.50	14.00	9.60	823.53
6	LINTON Sarah	*NZL 	Ope F	11.00	12.30		723.53
7	KIRSCH Steffi	GER 	Ope F	10.00	11.40		670.59
8	MOYNES MEYER Becky	CAN 	Ope F	10.70	11.30		664.71
9	EHLERS Lauren	*USA 	Ope F	9.80	9.50		576.47
10	LARSON JONES Teri	*USA 	Ope F	8.70			511.76
11	HEMPELMANN Svenja	GER 	Ope F	7.70			452.94
12	AIMONE Paola	ITA 	Ope F	6.20			364.71
13	DUAN Zhenkun	CHN 	Ope F	0.40			23.53
14	XU Lu	CHN 	Ope F	0.10			5.88
15	YU Meiling	CHN 	Ope F	0.00			

#### Open Men Slalom Results

Homologation: World record


















	Name	Country	Categ.	Prelims	Semi-final	Final	Overall
1	SMALL David	GBR 	Ope M	19.60	19.80	20.00	956.94
2	ST. ONGE Keith	USA 	Ope M	20.20	20.90	19.90	1000.00
3	DERRY Keenan	AUS 	Ope M	19.40	19.80	19.30	947.37
4	SANDS Brett	AUS 	Ope M	17.90	18.80	18.30	899.52
5	GERARD Jackson	USA 	Ope M	19.80	19.80	13.00	947.37
6	LEE Jason	USA 	Ope M	18.20	18.30		875.60
7	O'NEILL Peter	AUS 	Ope M	16.60	18.20		870.81
8	GROEN Ben	NZL 	Ope M	17.60	17.80		851.67
9	LOVATO Joe	*USA 	Ope M	16.80	17.10		818.18
10	SCHAW Hugo	NZL 	Ope M	16.60	16.60		794.26
11	STORMAN Brice	*USA 	Ope M	16.20	15.90		775.12
12	ROGERS Connor	*AUS 	Ope M	16.10	15.00		770.33
13	ALLEN Brem	CAN 	Ope M	16.00			765.55
13	FRANKS Ben	AUS 	Ope M	16.00			765.55
15	CARUSO Michael	USA 	Ope M	15.60			746.41
15	FARRELL William	*USA 	Ope M	15.60			746.41
17	CROTEAU Gordie	CAN 	Ope M	15.20			727.27
18	LEEN James	*NZL 	Ope M	15.10			722.49
19	LEIGH William	NZL 	Ope M	15.00			717.70
20	HEAPS Tom	GBR 	Ope M	14.80			708.13
20	WEEKES George	CAN 	Ope M	14.80			708.13
22	KANAWYER Jerry	*USA 	Ope M	13.40			641.15
23	MOYES Ricky	GBR 	Ope M	13.00			622.01
24	EHLERS Landen	USA 	Ope M	12.40			593.30
25	MUSSANO RIBALDONE Filippo	ITA 	Ope M	12.20			583.73
26	WALTER Logan	*USA 	Ope M	12.10			578.95
27	BRUNET Marcel	CAN 	Ope M	11.80			564.59
28	SCHWARTZ Don	CAN 	Ope M	11.00			526.32
29	MARRINAN Chris	AUS 	Ope M	7.00			334.93
30	YANG Gang	CHN 	Ope M	6.00			287.08
31	TIAN Ye	CHN 	Ope M	5.50			263.16
32	WILLIAMSSON Simon	SWE 	Ope M	5.20			248.80

## 2018 IWWF World Barefoot Water Ski Championships

### 12-18 August 2018



























#### Open Ladies Tricks Results

Homologation: World record

	Name	Country	Categ.	Prelims	Semi-final	Final	Overall
1	STEBBEINGS Ashleigh	AUS 	Ope F	4500	9450	8400	1000.00
2	GROEN Georgia	NZL 	Ope F	3650	5350	5650	597.88
3	MCCAULEY Lexi	USA 	Ope F	5950	5000	3600	629.63
4	YOUNGBLOOD Alex	*USA 	Ope F	3000	2550	2800	317.46
5	MOYNES MEYER Becky	CAN 	Ope F	2900	2610	2150	306.88
6	FITCH Brooke	NZL 	Ope F	2400	2850		301.59
7	LINTON Sarah	*NZL 	Ope F	2180	2080		230.69
8	KIRSCH Steffi	GER 	Ope F	1630	1970		208.47
9	LARSON JONES Teri	*USA 	Ope F	1450	1850		195.77
10	EHLERS Lauren	*USA 	Ope F	2230	1480		235.98
11	STENSON Ryleigh	*USA 	Ope F	1350			142.86
12	HEMPELMANN Svenja	GER 	Ope F	900			95.24
13	AIMONE Paola	ITA 	Ope F	720			76.19
14	GILMAN Betsy	*USA 	Ope F	400			42.33
15	DUAN Zhenkun	CHN 	Ope F	160			16.93
16	XU Lu	CHN 	Ope F	110			11.64
17	YU Meiling	CHN 	Ope F	50			5.29

#### Open Men Tricks Results

Homologation: World record











	Name	Country	Categ.	Prelims	Semi-final	Final	Overall
1	GERARD Jackson	USA 	Ope M	12200	7900	12750	955.06
2	GROEN Ben	NZL 	Ope M	10430	10130	11330	848.69
3	ST. ONGE Keith	USA 	Ope M	11750	11850	10530	887.64
4	SMALL David	GBR 	Ope M	13350	8700	9850	1000.00
5	DERRY Keenan	AUS 	Ope M	10500	9250	8300	786.52
6	ALLEN Brem	CAN 	Ope M	7350	8150		610.49
7	O'NEILL Peter	AUS 	Ope M	6400	7730		579.03
8	SANDS Brett	AUS 	Ope M	5200	7100		531.84
9	FRANKS Ben	AUS 	Ope M	4800	6100		456.93
10	ROGERS Connor	*AUS 	Ope M	7200	3100		539.33
11	LEIGH William	NZL 	Ope M	4850	2700		363.30
12	WEEKES George	CAN 	Ope M	4700	2000		352.06
13	LEE Jason	USA 	Ope M	4680			350.56
14	SCHAW Hugo	NZL 	Ope M	4600			344.57
15	HEAPS Tom	GBR 	Ope M	3900			292.13
16	SCHWARTZ Don	CAN 	Ope M	2550			191.01
17	CARUSO Michael	USA 	Ope M	2300			172.28
18	WILLIAMSSON Simon	SWE 	Ope M	2150			161.05
19	BRUNET Marcel	CAN 	Ope M	2000			149.81
20	CROTEAU Gordie	CAN 	Ope M	1900			142.32
21	MOYES Ricky	GBR 	Ope M	1500			112.36
22	TIAN Ye	CHN 	Ope M	1460			109.36
23	YANG Gang	CHN 	Ope M	1370			102.62
24	MUSSANO RIBALDONE Filippo	ITA 	Ope M	1210			90.64
25	MARRINAN Chris	AUS 	Ope M	1200			89.89
26	EHLERS Landen	USA 	Ope M	1000			74.91

## 2018 IWWF World Barefoot Water Ski Championships

### 12-18 August 2018





























#### Open Ladies Jump Results

Homologation: World record

	Name	Country	Categ.	Prelims	Semi-final	Final	Overall
1	GROEN Georgia	NZL 	Ope F	21.8m (72ft)	20.3m (67ft)	20.4m (67ft)	995.43
2	STEBBEINGS Ashleigh	AUS 	Ope F	20.9m (69ft)	21.9m (72ft)	19.6m (64ft)	1000.00
3	MOYNES MEYER Becky	CAN 	Ope F	12.3m (40ft)	12.2m (40ft)	13.7m (45ft)	625.57
4	FITCH Brooke	NZL 	Ope F	11.3m (37ft)	11.9m (39ft)	11.3m (37ft)	543.38
5	MCCAULEY Lexi	USA 	Ope F	10.5m (34ft)	11.4m (37ft)	10.9m (36ft)	520.55
6	KIRSCH Steffi	GER 	Ope F	10.5m (34ft)	10.6m (35ft)		484.02
7	LINTON Sarah	*NZL 	Ope F	10.3m (34ft)	10.0m (33ft)		470.32
8	YOUNGBLOOD Alex	*USA 	Ope F	9.7m (32ft)	9.8m (32ft)		447.49
9	HEMPELMANN Svenja	GER 	Ope F	9.2m (30ft)			420.09
10	AIMONE Paola	ITA 	Ope F	7.4m (24ft)			337.90

#### Open Men Jump Results


















Homologation: World record

	Name	Country	Categ.	Prelims	Semi-final	Final	Overall
1	SMALL David	GBR 	Ope M	25.6m (84ft)	26.4m (87ft)	25.6m (84ft)	988.76
2	DERRY Keenan	AUS 	Ope M	26.7m (88ft)	25.6m (84ft)	24.9m (82ft)	1000.00
3	ST. ONGE Keith	USA 	Ope M	24.2m (79ft)	25.2m (83ft)	24.9m (82ft)	943.82
4	FRANKS Ben	AUS 	Ope M	25.6m (84ft)	23.9m (78ft)	24.8m (81ft)	958.80
5	RUSSO Tee-Jay	*AUS 	Ope M	25.9m (85ft)	26.2m (86ft)	24.7m (81ft)	981.27
6	HEAPS Tom	GBR 	Ope M	24.5m (80ft)	25.2m (83ft)		943.82
7	O'NEILL Peter	AUS 	Ope M	24.4m (80ft)	24.5m (80ft)		917.60
8	GROEN Mitch	NZL 	Ope M	24.7m (81ft)	24.1m (79ft)		925.09
9	SCHAW Hugo	NZL 	Ope M	24.8m (81ft)	23.9m (78ft)		928.84
10	MUSSANO RIBALDONE Filippol	ITA 	Ope M	24.4m (80ft)	23.3m (76ft)		913.86
11	GROEN Ben	NZL 	Ope M	24.8m (81ft)	23.2m (76ft)		928.84
12	GERARD Jackson	USA 	Ope M	24.5m (80ft)	22.8m (75ft)		917.60
13	AARTSEN JR. Evert	FIN 	Ope M	24.2m (79ft)			906.37
14	ROGERS Connor	*AUS 	Ope M	23.8m (78ft)			891.39
15	KELLY Bevan	*NZL 	Ope M	23.7m (78ft)			887.64
16	CARUSO Michael	USA 	Ope M	23.5m (77ft)			880.15
17	ALLEN Brem	CAN 	Ope M	22.4m (73ft)			838.95
18	WEEKES George	CAN 	Ope M	21.8m (72ft)			816.48
19	SANDS Brett	AUS 	Ope M	21.5m (71ft)			805.24
20	MESKERS Brody	*USA 	Ope M	20.6m (68ft)			771.54
21	LEIGH William	NZL 	Ope M	20.2m (66ft)			756.55
22	CROTEAU Gordie	CAN 	Ope M	17.9m (59ft)			670.41
23	TIAN Ye	CHN 	Ope M	12.6m (41ft)			471.91
24	SCHWARTZ Don	CAN 	Ope M	9.6m (31ft)			359.55
25	YANG Gang	CHN 	Ope M	8.9m (29ft)			333.33
26	LEE Jason	USA 	Ope M	0.00m (0ft)			
26	MARRINAN Chris	AUS 	Ope M	0.00m (0ft)			
26	MOYES Ricky	GBR 	Ope M	0.00m (0ft)			

































## 2018 IWWF World Barefoot Water Ski Championships

### 12-18 August 2018

#### Open Ladies Overall Results






	Name	Country	Categ.	Slalom	Tricks	Jump	Overall
1	STEBBEINGS Ashleigh	AUS 	Ope F	1000.00	1000.00	1000.00	3000.00
2	GROEN Georgia	NZL 	Ope F	911.76	597.88	995.43	2505.07
3	MCCAULEY Lexi	USA 	Ope F	823.53	629.63	520.55	1973.71
4	FITCH Brooke	NZL 	Ope F	894.12	301.59	543.38	1739.09
5	MOYNES MEYER Becky	CAN 	Ope F	664.71	306.88	625.57	1597.16
6	YOUNGBLOOD Alex	*USA 	Ope F	823.53	317.46	447.49	1588.48
7	LINTON Sarah	*NZL 	Ope F	723.53	230.69	470.32	1424.54
8	KIRSCH Steffi	GER 	Ope F	670.59	208.47	484.02	1363.08
9	HEMPELMANN Svenja	GER 	Ope F	452.94	95.24	420.09	968.27
10	EHLERS Lauren	*USA 	Ope F	576.47	235.98		812.45
11	AIMONE Paola	ITA 	Ope F	364.71	76.19	337.90	778.80
12	LARSON JONES Teri	*USA 	Ope F	511.76	195.77		707.53
13	STENSON Ryleigh	*USA 	Ope F		142.86		142.86
14	GILMAN Betsy	*USA 	Ope F		42.33		42.33
15	DUAN Zhenkun	CHN 	Ope F	23.53	16.93		40.46
16	XU Lu	CHN 	Ope F	5.88	11.64		17.52
17	YU Meiling	CHN 	Ope F		5.29		5.29

#### Open Men Overall Results

	Name	Country	Categ.	Slalom	Tricks	Jump	Overall
1	SMALL David	GBR 	Ope M	956.94	1000.00	988.76	2945.70
2	ST. ONGE Keith	USA 	Ope M	1000.00	887.64	943.82	2831.46
3	GERARD Jackson	USA 	Ope M	947.37	955.06	917.60	2820.03
4	DERRY Keenan	AUS 	Ope M	947.37	786.52	1000.00	2733.89
5	GROEN Ben	NZL 	Ope M	851.67	848.69	928.84	2629.20
6	O'NEILL Peter	AUS 	Ope M	870.81	579.03	917.60	2367.44
7	SANDS Brett	AUS 	Ope M	899.52	531.84	805.24	2236.60
8	ALLEN Brem	CAN 	Ope M	765.55	610.49	838.95	2214.99
9	ROGERS Connor	*AUS 	Ope M	770.33	539.33	891.39	2201.05
10	FRANKS Ben	AUS 	Ope M	765.55	456.93	958.80	2181.28
11	SCHAW Hugo	NZL 	Ope M	794.26	344.57	928.84	2067.67
12	HEAPS Tom	GBR 	Ope M	708.13	292.13	943.82	1944.08
13	WEEKES George	CAN 	Ope M	708.13	352.06	816.48	1876.67
14	LEIGH William	NZL 	Ope M	717.70	363.30	756.55	1837.55
15	CARUSO Michael	USA 	Ope M	746.41	172.28	880.15	1798.84
16	MUSSANO RIBALDONE Filippo	ITA 	Ope M	583.73	90.64	913.86	1588.23
17	CROTEAU Gordie	CAN 	Ope M	727.27	142.32	670.41	1540.00
18	LEE Jason	USA 	Ope M	875.60	350.56		1226.16
19	SCHWARTZ Don	CAN 	Ope M	526.32	191.01	359.55	1076.88
20	RUSSO Tee-Jay	*AUS 	Ope M			981.27	981.27
21	GROEN Mitch	NZL 	Ope M			925.09	925.09
22	AARTSEN JR. Evert	FIN 	Ope M			906.37	906.37
23	KELLY Bevan	*NZL 	Ope M			887.64	887.64
24	TIAN Ye	CHN 	Ope M	263.16	109.36	471.91	844.43
25	LOVATO Joe	*USA 	Ope M	818.18			818.18
26	STORMAN Brice	*USA 	Ope M	775.12			775.12
27	MESKERS Brody	*USA 	Ope M			771.54	771.54
28	FARRELL William	*USA 	Ope M	746.41			746.41
29	MOYES Ricky	GBR 	Ope M	622.01	112.36		734.37
30	YANG Gang	CHN 	Ope M	287.08	102.62	333.33	723.03
31	LEEN James	*NZL 	Ope M	722.49			722.49
32	BRUNET Marcel	CAN 	Ope M	564.59	149.81		714.40

## 2018 IWWF World Barefoot Water Ski Championships

### 12-18 August 2018

	Name	Country	Categ.	Slalom	Tricks	Jump	Overall
33	EHLERS Landen	USA 	Ope M	593.30	74.91		668.21
34	KANAWYER Jerry	*USA 	Ope M	641.15			641.15
35	WALTER Logan	*USA 	Ope M	578.95			578.95
36	MARRINAN Chris	AUS 	Ope M	334.93	89.89		424.82
37	WILLIAMSSON Simon	SWE 	Ope M	248.80	161.05		409.85

Chief Judge

Homologator

Chief Scorer

**MANN Oscar 'Foot'****STEBBEINGS Ashley****MOWDAY Claire**