








## 2024 IWWF Open, U23 & Junior World Barefoot Water Ski Championships 5/10/2024 - 12/10/2024

Lake Myrtle

















### Junior Girls Slalom Results

Homologation: Record capability

	Name	Country	Categ.	Preliminary	Semi Final	Final	Overall
1	Keen Elle	AUS 	Jun F		14.00		1000.00
2	Bruns Amara	USA 	Jun F		9.00		642.86
3	Gunderson Brooke	USA 	Jun F		4.20		300.00
4	Giublena Vittoria	ITA 	Jun F		2.90		207.14
5	Pieroth Alessa	GER 	Jun F		2.30		164.29
6	Koehn Mackenzy	*USA 	Jun F		2.18		155.71
7	Mulcahy Matilda	GBR 	Jun F		0.30		21.43









### Junior Boys Slalom Results

Homologation: Record capability

	Name	Country	Categ.	Preliminary	Semi Final	Final	Overall
1	Kinnaman Noah	USA 	Jun M	16.50			1000.00
2	Hanckel Gerry	AUS 	Jun M	13.90			842.42
3	Schattschneider Owen	*USA 	Jun M	12.80			775.76
4	Molford Mark	AUS 	Jun M	11.80			715.15
5	Cyr Orval	USA 	Jun M	11.50			696.97
6	Cyr Martin	*USA 	Jun M	10.60			642.42
7	Peebles Ayden	*AUS 	Jun M	10.30			624.24
8	Peebles Zeke	*AUS 	Jun M	9.90			600.00
9	Molford Justin	*AUS 	Jun M	9.70			587.88
10	Taylor Sam	*AUS 	Jun M	9.60			581.82
11	Driscoll Rhys	AUS 	Jun M	9.50			575.76
12	Hanckel Archie	*AUS 	Jun M	8.30			503.03
13	Lariviere Tristan	CAN 	Jun M	6.40			387.88
14	Moore Oliver	GBR 	Jun M	4.00			242.42
15	Midena Alexander	CAN 	Jun M	2.90			175.76
16	Sickinger Alex	CAN 	Jun M	2.10			127.27

### Under 23 Women Slalom Results

Homologation: Record capability


















	Name	Country	Categ.	Preliminary	Semi Final	Final	Overall
1	Dix Faith	*USA 	U23 F		11.20	12.80	1000.00
2	Hicks Macey	*AUS 	U23 F		11.00	11.60	906.25
3	Adams Megan	*USA 	U23 F		10.40	8.80	812.50
4	Peebles Zali	*AUS 	U23 F		8.80		687.50
5	Peebles Macy	*AUS 	U23 F		8.10		632.81
6	Vrancx Celine	*BEL 	U23 F		6.10		476.56
7	Mclung Elaina	*AUS 	U23 F		5.60		437.50
8	Mckenzie Emma	*NZL 	U23 F		4.10		320.31

## 2024 IWWF Open, U23 & Junior World Barefoot Water Ski Championships 5/10/2024 - 12/10/2024

Lake Myrtle

















### Under 23 Men Slalom Results

Homologation: Record capability

	Name	Country	Categ.	Preliminary	Semi Final	Final	Overall
1	Swanbom Brett	*USA 	U23 M	16.40			1000.00
2	Russo Tee-Jay	*AUS 	U23 M	15.70			957.32
3	Boerman Carter	*USA 	U23 M	15.60			951.22
4	Leigh William	*NZL 	U23 M	15.20			926.83
5	Duncan Toby	*AUS 	U23 M	13.60			829.27
6	Ball Fletcher	*AUS 	U23 M	13.30			810.98
7	Sullivan Ben	*GBR 	U23 M	13.00			792.68
8	Hogan Harry	*AUS 	U23 M	12.20			743.90
9	Kelly Toby	*NZL 	U23 M	12.10			737.80
10	Mcguire James	*NZL 	U23 M	10.80			658.54
11	Roberts Thomas	*AUS 	U23 M	9.20			560.98
12	Lariviere Mathis	*CAN 	U23 M	8.95			545.73
13	Sullivan Henry	*GBR 	U23 M	8.60			524.39
14	Goddard Nolan	*CAN 	U23 M	6.70			408.54
15	Rush Mitchell	*NZL 	U23 M	5.90			359.76
16	Hamilton William	*AUS 	U23 M	5.60			341.46
17	Sickinger Simon	*CAN 	U23 M	5.10			310.98



### Open Ladies Slalom Results

Homologation: Record capability

	Name	Country	Categ.	Preliminary	Semi Final	Final	Overall
1	Stebbeings Ashleigh	AUS 	Ope F	17.00	17.40		1000.00
2	Blank Kelly	*AUS 	Ope F	13.00	12.80		747.13
3	Dix Faith	USA 	Ope F	13.30	12.40		764.37
4	Mcclung Elaina	*AUS 	Ope F	11.70	12.10		695.40
5	Hicks Macey	*AUS 	Ope F	10.90	11.80		678.16
6	Ehlers Lauren	*USA 	Ope F	11.30	11.50		660.92
7	Bruns Amara	*USA 	Ope F	9.00	10.20		586.21
8	Kirsch Jacqueline	GER 	Ope F	9.00	9.00		517.24
9	Normand Rachel	*USA 	Ope F	12.30			706.90
10	Moynes Meyer Becky	CAN 	Ope F	11.60			666.67
11	Larson Jones Teri	*USA 	Ope F	9.30			534.48
12	Smit Kimberly	NED 	Ope F	8.80			505.75
13	Adams Megan	*USA 	Ope F	6.60			379.31
14	Gilman Betsy	*USA 	Ope F	6.30			362.07
15	Nadalin Christina	CAN 	Ope F	3.90			224.14
16	Giublena Vittoria	ITA 	Ope F	2.90			166.67
17	Mulcahy Matilda	GBR 	Ope F	0.30			17.24

### Open Men Slalom Results

Homologation: Record capability

	Name	Country	Categ.	Preliminary	Semi Final	Final	Overall
1	Ball Fletcher	AUS 	Ope M	19.20	19.30		1000.00
2	Derry Keenan	AUS 	Ope M	18.80	19.20		994.82

**2024 IWWF Open, U23 & Junior  
World Barefoot Water Ski Championships  
5/10/2024 - 12/10/2024**

Lake Myrtle

	Name	Country	Categ.	Preliminary	Semi Final	Final	Overall
3	Sands Brett	*AUS	Ope M	17.60	18.30		948.19
4	Van Den Heuvel Luke	AUS	Ope M	17.70	18.00		932.64
5	Groen Ben	NZL	Ope M	16.90	17.50		906.74
6	Meskers Broderick	USA	Ope M	17.30	17.00		896.37
7	Russo Tee-Jay	AUS	Ope M	16.60	17.00		880.83
8	O'Neill Peter	*AUS	Ope M	17.00	16.70		880.83
9	Boerman Carter	*USA	Ope M	16.20	16.70		865.28
10	Allen Brem	CAN	Ope M	15.60	16.40		849.74
11	Franks Benjamin	AUS	Ope M	15.80	14.90		818.65
12	Swanbom Brett	USA	Ope M	16.70	13.30		865.28
13	Cyr Orval	USA	Ope M	15.30			792.75
14	Heaps Tom	GBR	Ope M	15.10			782.38
15	Leigh William	NZL	Ope M	14.80			766.84
16	Caruso Mikey	USA	Ope M	14.50			751.30
17	Wimmer Georg Jr.	AUT	Ope M	14.20			735.75
18	Brzoza William	*USA	Ope M	14.00			725.39
19	Kurz Christian	GER	Ope M	13.20			683.94
20	Farrell William	*USA	Ope M	13.10			678.76
21	Kelly Bevan	NZL	Ope M	13.00			673.58
21	Sullivan Ben	GBR	Ope M	13.00			673.58
23	Moyes Richard	GBR	Ope M	12.80			663.21
24	Mussano Ribaldone Filippo	ITA	Ope M	12.50			647.67
25	Kelly Toby	NZL	Ope M	12.10			626.94
26	Nullmeyer Taylor	CAN	Ope M	11.20			580.31
27	Kinnaman Noah	USA	Ope M	10.60			549.22
28	Brunet Marcel	CAN	Ope M	8.20			424.87
29	Knaggs Hayden	GBR	Ope M	7.40			383.42
30	Kanawyer Jerry	*USA	Ope M	6.00			310.88
31	Crewe Robert	GBR	Ope M	2.00			103.63

### Junior Girls Tricks Results

Homologation: Record capability

	Name	Country	Categ.	Preliminary	Semi Final	Final	Overall
1	Bruns Amara	USA	Jun F		2360		1000.00
2	Keen Elle	AUS	Jun F		1900		805.08
3	Giublena Vittoria	ITA	Jun F		1400		593.22
4	Gunderson Brooke	USA	Jun F		1300		550.85
5	Mulcahy Matilda	GBR	Jun F		560		237.29
6	Pieroth Alessa	GER	Jun F		190		80.51












### Junior Boys Tricks Results

Homologation: Record capability

	Name	Country	Categ.	Preliminary	Semi Final	Final	Overall
1	Kinnaman Noah	USA	Jun M	10150			1000.00
2	Cyr Orval	USA	Jun M	7250			714.29
3	Cyr Martin	*USA	Jun M	3700			364.53









**2024 IWWF Open, U23 & Junior  
World Barefoot Water Ski Championships  
5/10/2024 - 12/10/2024**

Lake Myrtle

	Name	Country	Categ.	Preliminary	Semi Final	Final	Overall
4	Molford Mark	AUS 	Jun M	2910			286.70
5	Molford Justin	*AUS 	Jun M	2600			256.16
6	Hanckel Gerry	AUS 	Jun M	1700			167.49
7	Driscoll Rhys	AUS 	Jun M	1610			158.62
8	Taylor Sam	*AUS 	Jun M	1480			145.81
9	Harrington Logan	*USA 	Jun M	1460			143.84
10	Schattschneider Owen	*USA 	Jun M	1390			136.95
11	Koehn Joseph	*USA 	Jun M	830			81.77
12	Moore Oliver	GBR 	Jun M	810			79.80
13	Hanckel Archie	*AUS 	Jun M	700			68.97
14	Lariviere Tristan	CAN 	Jun M	670			66.01

















**Under 23 Women Tricks Results**

Homologation: Record capability

	Name	Country	Categ.	Preliminary	Semi Final	Final	Overall
1	Dix Faith	*USA 	U23 F		2840		1000.00
2	Adams Megan	*USA 	U23 F		2480		873.24
3	Hicks Macey	*AUS 	U23 F		1900		669.01
4	Mclung Elaina	*AUS 	U23 F		1850		651.41
5	Vrancx Celine	*BEL 	U23 F		1420		500.00
6	Peebles Zali	*AUS 	U23 F		1200		422.54
7	Peebles Macy	*AUS 	U23 F		1160		408.45
8	Mckenzie Emma	*NZL 	U23 F		0		

**Under 23 Men Tricks Results**

Homologation: Record capability
















	Name	Country	Categ.	Preliminary	Semi Final	Final	Overall
1	Swanbom Brett	*USA 	U23 M	5000			1000.00
2	Leigh William	*NZL 	U23 M	3800			760.00
3	Boerman Carter	*USA 	U23 M	2400			480.00
4	Duncan Toby	*AUS 	U23 M	2010			402.00
5	Kelly Toby	*NZL 	U23 M	1910			382.00
6	Hogan Harry	*AUS 	U23 M	1880			376.00
7	Russo Tee-Jay	*AUS 	U23 M	1730			346.00
8	Sullivan Ben	*GBR 	U23 M	1650			330.00
9	Sullivan Henry	*GBR 	U23 M	1600			320.00
10	Rush Mitchell	*NZL 	U23 M	1590			318.00
11	Lariviere Mathis	*CAN 	U23 M	1500			300.00
12	Roberts Thomas	*AUS 	U23 M	1300			260.00
13	Goddard Nolan	*CAN 	U23 M	1220			244.00
14	Mcguire James	*NZL 	U23 M	1150			230.00
15	Sickinger Simon	*CAN 	U23 M	820			164.00
16	Hamilton William	*AUS 	U23 M	750			150.00

**Open Ladies Tricks Results**

## 2024 IWWF Open, U23 & Junior World Barefoot Water Ski Championships 5/10/2024 - 12/10/2024


























Lake Myrtle

Homologation: Record capability

	Name	Country	Categ.	Preliminary	Semi Final	Final	Overall
1	Stebbeings Ashleigh	AUS 	Ope F	2570			1000.00
2	Bruns Amara	*USA 	Ope F	2400			933.85
2	Moynes Meyer Becky	CAN 	Ope F	2400			933.85
4	Blank Kelly	*AUS 	Ope F	2220			863.81
5	Mcclung Elaina	*AUS 	Ope F	2210			859.92
6	Adams Megan	*USA 	Ope F	2190			852.14
7	Normand Rachel	*USA 	Ope F	1940			754.86
8	Dix Faith	USA 	Ope F	1810			704.28
9	Giublena Vittoria	ITA 	Ope F	1400			544.75
10	Gunderson Brooke	*USA 	Ope F	1300			505.84
11	Kirsch Jacqueline	GER 	Ope F	1280			498.05
12	Smit Kimberly	NED 	Ope F	800			311.28
13	Nadalin Christina	CAN 	Ope F	760			295.72
14	Ehlers Lauren	*USA 	Ope F	600			233.46
15	Mulcahy Matilda	GBR 	Ope F	560			217.90

### Open Men Tricks Results

Homologation: Record capability





	Name	Country	Categ.	Preliminary	Semi Final	Final	Overall
1	Kinnaman Noah	USA 	Ope M	11300			1000.00
2	Groen Ben	NZL 	Ope M	8180			723.89
2	Meskers Broderick	USA 	Ope M	8180			723.89
4	Ball Fletcher	AUS 	Ope M	7400			654.87
5	Cyr Orval	USA 	Ope M	7250			641.59
6	Derry Keenan	AUS 	Ope M	5730			507.08
7	Leigh William	NZL 	Ope M	4700			415.93
8	Van Den Heuvel Luke	AUS 	Ope M	4530			400.88
9	Franks Benjamin	AUS 	Ope M	3600			318.58
10	Hogan Harry	*AUS 	Ope M	3400			300.88
11	Allen Brem	CAN 	Ope M	2900			256.64
12	Caruso Mikey	USA 	Ope M	2850			252.21
13	Ehlers Landen	*USA 	Ope M	2760			244.25
14	Moyes Richard	GBR 	Ope M	2700			238.94
15	Boerman Carter	*USA 	Ope M	2400			212.39
15	Swanbom Brett	USA 	Ope M	2400			212.39
17	Nullmeyer Taylor	CAN 	Ope M	2350			207.96
18	Wimmer Georg Jr.	AUT 	Ope M	2020			178.76
19	Heaps Tom	GBR 	Ope M	2000			176.99
20	Kelly Toby	NZL 	Ope M	1910			169.03
21	Crewe Robert	GBR 	Ope M	1390			123.01
22	Knaggs Hayden	GBR 	Ope M	1200			106.19
23	Mussano Ribaldone Filippo	ITA 	Ope M	1050			92.92
24	Kelly Bevan	NZL 	Ope M	380			33.63
25	Kurz Christian	GER 	Ope M	50			4.42

## 2024 IWWF Open, U23 & Junior World Barefoot Water Ski Championships 5/10/2024 - 12/10/2024

Lake Myrtle










### Junior Girls Jump Results

Homologation: Record capability

	Name	Country	Categ.	Preliminary	Semi Final	Final	Overall
1	Keen Elle	AUS 	Jun F		9.6m		1000.00
2	Gunderson Brooke	USA 	Jun F		9.2m		958.33
3	Bruns Amara	USA 	Jun F		9.0m		937.50
4	Giublena Vittoria	ITA 	Jun F		8.4m		875.00








### Junior Boys Jump Results

Homologation: Record capability

	Name	Country	Categ.	Preliminary	Semi Final	Final	Overall
1	Kinnaman Noah	USA 	Jun M	22.6m			1000.00
2	Hanckel Gerry	AUS 	Jun M	19.3m			853.98
3	Cyr Orval	USA 	Jun M	15.4m			681.42
4	Schattschneider Owen	*USA 	Jun M	15.1m			668.14
5	Driscoll Rhys	AUS 	Jun M	13.8m			610.62
6	Molford Mark	AUS 	Jun M	10.6m			469.03
7	Cyr Martin	*USA 	Jun M	10.0m			442.48
8	Lariviere Tristan	CAN 	Jun M	9.6m			424.78
9	Tayler Sam	*AUS 	Jun M	9.0m			398.23











### Under 23 Women Jump Results

Homologation: Record capability

	Name	Country	Categ.	Preliminary	Semi Final	Final	Overall
1	Adams Megan	*USA 	U23 F		10.3m		1000.00
2	Dix Faith	*USA 	U23 F		8.5m		825.24
3	Hicks Macey	*AUS 	U23 F		8.2m		796.12
4	Peebles Zali	*AUS 	U23 F		7.6m		737.86
5	Vrancx Celine	*BEL 	U23 F		7.2m		699.03
6	Peebles Macy	*AUS 	U23 F		6.9m		669.90
7	Mclung Elaina	*AUS 	U23 F		6.1m		592.23

### Under 23 Men Jump Results





Homologation: Record capability

	Name	Country	Categ.	Preliminary	Semi Final	Final	Overall
1	Hogan Harry	*AUS 	U23 M	23.4m			1000.00
2	Russo Tee-Jay	*AUS 	U23 M	23.0m			982.91
3	Sullivan Ben	*GBR 	U23 M	21.0m			897.44
4	Swanbom Brett	*USA 	U23 M	20.9m			893.16
5	Boerman Carter	*USA 	U23 M	19.8m			846.15
5	Leigh William	*NZL 	U23 M	19.8m			846.15
7	Kelly Toby	*NZL 	U23 M	19.7m			841.88
8	Goddard Nolan	*CAN 	U23 M	15.3m			653.85
9	Duncan Toby	*AUS 	U23 M	14.7m			628.21
10	Sullivan Henry	*GBR 	U23 M	13.0m			555.56

















## 2024 IWWF Open, U23 & Junior World Barefoot Water Ski Championships 5/10/2024 - 12/10/2024

Lake Myrtle

	Name	Country	Categ.	Preliminary	Semi Final	Final	Overall
11	Mcguire James	*NZL 	U23 M	11.7m			500.00
12	Rush Mitchell	*NZL 	U23 M	11.2m			478.63
13	Lariviere Mathis	*CAN 	U23 M	9.1m			388.89
14	Roberts Thomas	*AUS 	U23 M	0.00m			

### Open Ladies Jump Results

Homologation: Record capability

	Name	Country	Categ.	Preliminary	Semi Final	Final	Overall
1	Stebbeings Ashleigh	AUS 	Ope F	17.5m	19.2m		1000.00
2	Adams Megan	*USA 	Ope F	10.9m	11.1m		578.12
3	Hicks Macey	*AUS 	Ope F	8.9m	10.6m		552.08
4	Ehlers Lauren	*USA 	Ope F	9.8m	9.8m		510.42
5	Blank Kelly	*AUS 	Ope F	8.7m	9.8m		510.42
6	Smit Kimberly	NED 	Ope F	9.1m	9.4m		489.58
7	Dix Faith	USA 	Ope F	9.0m	9.1m		473.96
8	Moynes Meyer Becky	CAN 	Ope F	11.6m			604.17
9	Normand Rachel	*USA 	Ope F	10.9m			567.71
10	Giublena Vittoria	ITA 	Ope F	8.4m			437.50
11	Bruns Amara	*USA 	Ope F	7.7m			401.04
12	Gilman Betsy	*USA 	Ope F	7.5m			390.62
13	Mclung Elaina	*AUS 	Ope F	6.5m			338.54
14	Kirsch Jacqueline	GER 	Ope F	6.2m			322.92








### Open Men Jump Results

Homologation: Record capability








	Name	Country	Categ.	Preliminary	Semi Final	Final	Overall
1	Derry Keenan	AUS 	Ope M	25.0m	25.5m		1000.00
2	Heaps Tom	GBR 	Ope M	23.7m	25.1m		984.31
3	Swanbom Brett	USA 	Ope M	22.6m	25.0m		980.39
4	Groen Ben	NZL 	Ope M	24.7m	24.7m		968.63
5	Meskers Broderick	USA 	Ope M	23.3m	24.6m		964.71
6	Van Den Heuvel Luke	AUS 	Ope M	24.0m	24.1m		945.10
7	Russo Tee-Jay	AUS 	Ope M	24.1m	23.7m		945.10
8	Franks Benjamin	AUS 	Ope M	24.4m	23.6m		956.86
9	Eissler Kenneth	GER 	Ope M	24.3m	23.0m		952.94
10	Lee Jason	*USA 	Ope M	24.1m	22.8m		945.10
11	Caruso Mikey	USA 	Ope M	22.7m	21.7m		890.20
12	Kinnaman Noah	USA 	Ope M	22.6m	21.2m		886.27
13	Ball Fletcher	AUS 	Ope M	23.8m	0.00m		933.33
14	Brzoza William	*USA 	Ope M	22.1m			866.67
15	Mussano Ribaldone Filippo	ITA 	Ope M	21.8m			854.90
16	Allen Brem	CAN 	Ope M	21.4m			839.22
17	Sullivan Ben	GBR 	Ope M	21.0m			823.53
18	Leigh William	NZL 	Ope M	19.8m			776.47
19	Kelly Toby	NZL 	Ope M	19.7m			772.55
20	Kelly Bevan	NZL 	Ope M	19.4m			760.78

**2024 IWWF Open, U23 & Junior  
World Barefoot Water Ski Championships  
5/10/2024 - 12/10/2024**



















Lake Myrtle

	Name	Country	Categ.	Preliminary	Semi Final	Final	Overall
21	Cyr Orval	USA 	Ope M	15.4m			603.92
22	Knaggs Hayden	GBR 	Ope M	9.6m			376.47
23	Nullmeyer Taylor	CAN 	Ope M	9.5m			372.55
24	Wimmer Georg Jr.	AUT 	Ope M	8.7m			341.18
25	Kurz Christian	GER 	Ope M	8.4m			329.41
26	Crewe Robert	GBR 	Ope M	0.00m			
26	Moyes Richard	GBR 	Ope M	0.00m			


**Junior Girls Overall Results**

	Name	Country	Categ.	Slalom	Tricks	Jump	Overall
1	Keen Elle	AUS 	Jun F	1000.00	805.08	1000.00	2805.08
2	Bruns Amara	USA 	Jun F	642.86	1000.00	937.50	2580.36
3	Gunderson Brooke	USA 	Jun F	300.00	550.85	958.33	1809.18
4	Giublena Vittoria	ITA 	Jun F	207.14	593.22	875.00	1675.36
5	Mulcahy Matilda	GBR 	Jun F	21.43	237.29		258.72
6	Pieroth Alessa	GER 	Jun F	164.29	80.51		244.80
7	Koehn Mackenzy	*USA 	Jun F	155.71			155.71

**Junior Boys Overall Results**

	Name	Country	Categ.	Slalom	Tricks	Jump	Overall
1	Kinnaman Noah	USA 	Jun M	1000.00	1000.00	1000.00	3000.00
2	Cyr Orval	USA 	Jun M	696.97	714.29	681.42	2092.68
3	Hanckel Gerry	AUS 	Jun M	842.42	167.49	853.98	1863.89
4	Schattschneider Owen	*USA 	Jun M	775.76	136.95	668.14	1580.85
5	Molford Mark	AUS 	Jun M	715.15	286.70	469.03	1470.88
6	Cyr Martin	*USA 	Jun M	642.42	364.53	442.48	1449.43
7	Driscoll Rhys	AUS 	Jun M	575.76	158.62	610.62	1345.00
8	Taylor Sam	*AUS 	Jun M	581.82	145.81	398.23	1125.86
9	Lariviere Tristan	CAN 	Jun M	387.88	66.01	424.78	878.67
10	Molford Justin	*AUS 	Jun M	587.88	256.16		844.04
11	Peebles Ayden	*AUS 	Jun M	624.24			624.24
12	Peebles Zeke	*AUS 	Jun M	600.00			600.00
13	Hanckel Archie	*AUS 	Jun M	503.03	68.97		572.00
14	Moore Oliver	GBR 	Jun M	242.42	79.80		322.22
15	Midena Alexander	CAN 	Jun M	175.76			175.76
16	Harrington Logan	*USA 	Jun M		143.84		143.84
17	Sickinger Alex	CAN 	Jun M	127.27			127.27
18	Koehn Joseph	*USA 	Jun M		81.77		81.77








**Under 23 Women Overall Results**

	Name	Country	Categ.	Slalom	Tricks	Jump	Overall
1	Dix Faith	*USA 	U23 F	1000.00	1000.00	825.24	2825.24




















**2024 IWWF Open, U23 & Junior  
World Barefoot Water Ski Championships  
5/10/2024 - 12/10/2024**















Lake Myrtle

	Name	Country	Categ.	Slalom	Tricks	Jump	Overall
2	Adams Megan	*USA 	U23 F	812.50	873.24	1000.00	2685.74
3	Hicks Macey	*AUS 	U23 F	906.25	669.01	796.12	2371.38
4	Peebles Zali	*AUS 	U23 F	687.50	422.54	737.86	1847.90
5	Peebles Macy	*AUS 	U23 F	632.81	408.45	669.90	1711.16
6	Mcclung Elaina	*AUS 	U23 F	437.50	651.41	592.23	1681.14
7	Vrancx Celine	*BEL 	U23 F	476.56	500.00	699.03	1675.59
8	Mckenzie Emma	*NZL 	U23 F	320.31			320.31

**Under 23 Men Overall Results**





	Name	Country	Categ.	Slalom	Tricks	Jump	Overall
1	Swanbom Brett	*USA 	U23 M	1000.00	1000.00	893.16	2893.16
2	Leigh William	*NZL 	U23 M	926.83	760.00	846.15	2532.98
3	Russo Tee-Jay	*AUS 	U23 M	957.32	346.00	982.91	2286.23
4	Boerman Carter	*USA 	U23 M	951.22	480.00	846.15	2277.37
5	Hogan Harry	*AUS 	U23 M	743.90	376.00	1000.00	2119.90
6	Sullivan Ben	*GBR 	U23 M	792.68	330.00	897.44	2020.12
7	Kelly Toby	*NZL 	U23 M	737.80	382.00	841.88	1961.68
8	Duncan Toby	*AUS 	U23 M	829.27	402.00	628.21	1859.48
9	Sullivan Henry	*GBR 	U23 M	524.39	320.00	555.56	1399.95
10	Mcguire James	*NZL 	U23 M	658.54	230.00	500.00	1388.54
11	Goddard Nolan	*CAN 	U23 M	408.54	244.00	653.85	1306.39
12	Lariviere Mathis	*CAN 	U23 M	545.73	300.00	388.89	1234.62
13	Rush Mitchell	*NZL 	U23 M	359.76	318.00	478.63	1156.39
14	Roberts Thomas	*AUS 	U23 M	560.98	260.00		820.98
15	Ball Fletcher	*AUS 	U23 M	810.98			810.98
16	Hamilton William	*AUS 	U23 M	341.46	150.00		491.46
17	Sickinger Simon	*CAN 	U23 M	310.98	164.00		474.98

**Open Ladies Overall Results**




































	Name	Country	Categ.	Slalom	Tricks	Jump	Overall
1	Stebbeings Ashleigh	AUS 	Ope F	1000.00	1000.00	1000.00	3000.00
2	Moynes Meyer Becky	CAN 	Ope F	666.67	933.85	604.17	2204.69
3	Blank Kelly	*AUS 	Ope F	747.13	863.81	510.42	2121.36
4	Normand Rachel	*USA 	Ope F	706.90	754.86	567.71	2029.47
5	Dix Faith	USA 	Ope F	764.37	704.28	473.96	1942.61
6	Bruns Amara	*USA 	Ope F	586.21	933.85	401.04	1921.10
7	Mcclung Elaina	*AUS 	Ope F	695.40	859.92	338.54	1893.86
8	Adams Megan	*USA 	Ope F	379.31	852.14	578.12	1809.57
9	Ehlers Lauren	*USA 	Ope F	660.92	233.46	510.42	1404.80
10	Kirsch Jacqueline	GER 	Ope F	517.24	498.05	322.92	1338.21
11	Smit Kimberly	NED 	Ope F	505.75	311.28	489.58	1306.61
12	Hicks Macey	*AUS 	Ope F	678.16		552.08	1230.24
13	Giublena Vittoria	ITA 	Ope F	166.67	544.75	437.50	1148.92
14	Gilman Betsy	*USA 	Ope F	362.07		390.62	752.69

**2024 IWWF Open, U23 & Junior  
World Barefoot Water Ski Championships  
5/10/2024 - 12/10/2024**

Lake Myrtle

	Name	Country	Categ.	Slalom	Tricks	Jump	Overall
15	Larson Jones Teri	*USA 	Ope F	534.48			534.48
16	Nadalin Christina	*CAN 	Ope F	224.14	295.72		519.86
17	Gunderson Brooke	*USA 	Ope F		505.84		505.84
18	Mulcahy Matilda	GBR 	Ope F	17.24	217.90		235.14

**Open Men Overall Results**

	Name	Country	Categ.	Slalom	Tricks	Jump	Overall
1	Groen Ben	NZL 	Ope M	906.74	723.89	968.63	2599.26
2	Ball Fletcher	AUS 	Ope M	1000.00	654.87	933.33	2588.20
3	Meskers Broderick	USA 	Ope M	896.37	723.89	964.71	2584.97
4	Derry Keenan	AUS 	Ope M	994.82	507.08	1000.00	2501.90
5	Kinnaman Noah	USA 	Ope M	549.22	1000.00	886.27	2435.49
6	Van Den Heuvel Luke	AUS 	Ope M	932.64	400.88	945.10	2278.62
7	Franks Benjamin	AUS 	Ope M	818.65	318.58	956.86	2094.09
8	Swanbom Brett	USA 	Ope M	865.28	212.39	980.39	2058.06
9	Cyr Orval	USA 	Ope M	792.75	641.59	603.92	2038.26
10	Leigh William	NZL 	Ope M	766.84	415.93	776.47	1959.24
11	Allen Brem	CAN 	Ope M	849.74	256.64	839.22	1945.60
12	Heaps Tom	GBR 	Ope M	782.38	176.99	984.31	1943.68
13	Caruso Mikey	USA 	Ope M	751.30	252.21	890.20	1893.71
14	Russo Tee-Jay	AUS 	Ope M	880.83		945.10	1825.93
15	Mussano Ribaldone Filippo	ITA 	Ope M	647.67	92.92	854.90	1595.49
16	Brzoza William	*USA 	Ope M	725.39		866.67	1592.06
17	Kelly Toby	NZL 	Ope M	626.94	169.03	772.55	1568.52
18	Sullivan Ben	GBR 	Ope M	673.58		823.53	1497.11
19	Kelly Bevan	NZL 	Ope M	673.58	33.63	760.78	1467.99
20	Wimmer Georg Jr.	AUT 	Ope M	735.75	178.76	341.18	1255.69
21	Nullmeyer Taylor	CAN 	Ope M	580.31	207.96	372.55	1160.82
22	Boerman Carter	*USA 	Ope M	865.28	212.39		1077.67
23	Kurz Christian	GER 	Ope M	683.94	4.42	329.41	1017.77
24	Eissler Kenneth	GER 	Ope M			952.94	952.94
25	Sands Brett	*AUS 	Ope M	948.19			948.19
26	Lee Jason	*USA 	Ope M			945.10	945.10
27	Moyes Richard	GBR 	Ope M	663.21	238.94		902.15
28	O'Neill Peter	*AUS 	Ope M	880.83			880.83
29	Knaggs Hayden	GBR 	Ope M	383.42	106.19	376.47	866.08
30	Farrell William	*USA 	Ope M	678.76			678.76
31	Brunet Marcel	CAN 	Ope M	424.87			424.87
32	Kanawyer Jerry	*USA 	Ope M	310.88			310.88
33	Hogan Harry	*AUS 	Ope M		300.88		300.88
34	Ehlers Landen	*USA 	Ope M		244.25		244.25
35	Crewe Robert	GBR 	Ope M	103.63	123.01		226.64

Chief Judge  
Blaauw Lynette

Homologator  
Turner Paul

Chief Scorer  
Shank Mark